



Listing of Scores by Rodeo

09/07/2022

FALLON JUNIOR

Page 1

Average

(O) = attending 1 day only

(Q) = Qualified


(J) = Jackpot

Event: 0-5 DUMMY ROPING

| Standing | Contestant | Event Points | Score | Time | All Around Points | Payout |
|----------|---------------------|--------------|-------|---------|-------------------|--------|
| 1 | BARTON, BRYTON | 10.00 | 0.0 | 31.200 | 10.00 | 0.00 |
| 2 | YOUNG, BLAKELY | 9.00 | 0.0 | 43.310 | 9.00 | 0.00 |
| 3 | MCELHANNON, EVERETT | 8.00 | 0.0 | 132.430 | 8.00 | 0.00 |
| 4 | MENEZES, SLATE | 7.00 | 0.0 | 135.470 | 7.00 | 0.00 |
| 0 | KELLY, JW | 6.00 | 0.0 | 324.230 | 6.00 | 0.00 |
| 0 | MACEDO, MYLEE | 5.00 | 0.0 | 324.780 | 5.00 | 0.00 |
| 0 | BARTON, WYATT | 4.00 | 0.0 | 328.170 | 4.00 | 0.00 |
| 0 | MENEZES, RHYS | 3.00 | 0.0 | 334.760 | 3.00 | 0.00 |
| 0 | KNITTLE, CARSEN | 2.00 | 0.0 | 352.870 | 2.00 | 0.00 |
| 0 | TENNEY, COLEMAN | 1.00 | 0.0 | 436.270 | 1.00 | 0.00 |
| 0 | GOINGS, ACKLEY | 0.00 | 0.0 | 440.240 | 0.00 | 0.00 |
| 0 | BARTON, KASHTON | 0.00 | 0.0 | 452.240 | 0.00 | 0.00 |
| 0 | MCCART, TUCKER | 0.00 | 0.0 | 518.470 | 0.00 | 0.00 |
| 0 | PEEK, QUENTIN | 0.00 | 0.0 | 521.870 | 0.00 | 0.00 |
| 0 | JOY, CLINT | 0.00 | 0.0 | 612.250 | 0.00 | 0.00 |
| 0 | BROWN, EVVA | 0.00 | 0.0 | 612.720 | 0.00 | 0.00 |
| 0 | HAFFNER, LANDON | 0.00 | 0.0 | 616.620 | 0.00 | 0.00 |
| 0 | TORVIK, ROSELEY | 0.00 | 0.0 | 730.880 | 0.00 | 0.00 |
| 0 | OROLFO, ROY ALEX | 0.00 | 0.0 | 800.000 | 0.00 | 0.00 |
| 0 | COTA, WESTIN | 0.00 | 0.0 | 800.000 | 0.00 | 0.00 |
| 0 | KOCH, AJ | 0.00 | 0.0 | 800.000 | 0.00 | 0.00 |
| 0 | CERESOLA, DAXSTON | 0.00 | 0.0 | 800.000 | 0.00 | 0.00 |
| 0 | HARRY, ROBERT | 0.00 | 0.0 | 800.000 | 0.00 | 0.00 |

Event: 0-5 FIGURE 8

| Standing | Contestant | Event Points | Score | Time | All Around Points | Payout |
|----------|---------------------|--------------|-------|---------|-------------------|--------|
| 24 | GOINGS, ACKLEY | 10.00 | 0.0 | 19.950 | 10.00 | 0.00 |
| 25 | BROWN, EVVA | 9.00 | 0.0 | 20.620 | 9.00 | 0.00 |
| 26 | BARTON, BRYTON | 8.00 | 0.0 | 20.690 | 8.00 | 0.00 |
| 27 | KELLY, JW | 7.00 | 0.0 | 21.170 | 7.00 | 0.00 |
| 28 | MCELHANNON, EVERETT | 6.00 | 0.0 | 21.210 | 6.00 | 0.00 |
| 29 | MENEZES, SLATE | 5.00 | 0.0 | 21.410 | 5.00 | 0.00 |
| 30 | BARTON, WYATT | 4.00 | 0.0 | 21.720 | 4.00 | 0.00 |
| 31 | MACEDO, MYLEE | 3.00 | 0.0 | 22.300 | 3.00 | 0.00 |
| 32 | YOUNG, BLAKELY | 2.00 | 0.0 | 23.180 | 2.00 | 0.00 |
| 33 | TENNEY, COLEMAN | 1.00 | 0.0 | 23.780 | 1.00 | 0.00 |
| 34 | HAFFNER, LANDON | 0.00 | 0.0 | 216.300 | 0.00 | 0.00 |
| 35 | MENEZES, RHYS | 0.00 | 0.0 | 216.480 | 0.00 | 0.00 |
| 36 | KNITTLE, CARSEN | 0.00 | 0.0 | 216.590 | 0.00 | 0.00 |
| 37 | TORVIK, ROSELEY | 0.00 | 0.0 | 216.720 | 0.00 | 0.00 |
| 38 | THEODOSIS, JACKSON | 0.00 | 0.0 | 217.490 | 0.00 | 0.00 |
| 39 | PEEK, QUENTIN | 0.00 | 0.0 | 221.020 | 0.00 | 0.00 |
| 40 | MENEZES, EVERLY | 0.00 | 0.0 | 221.040 | 0.00 | 0.00 |
| 41 | BARTON, KASHTON | 0.00 | 0.0 | 222.490 | 0.00 | 0.00 |
| 42 | MANSFIELD, QUINN | 0.00 | 0.0 | 229.020 | 0.00 | 0.00 |
| 43 | MENEZES, LEIGHTON | 0.00 | 0.0 | 232.530 | 0.00 | 0.00 |
| 0 | O'BRIEN, MAKYLA | 0.00 | 0.0 | 409.560 | 0.00 | 0.00 |
| 0 | OROLFO, ROY ALEX | 0.00 | 0.0 | N/T | 0.00 | 0.00 |
| 0 | COTA, WESTIN | 0.00 | 0.0 | N/T | 0.00 | 0.00 |
| 0 | KOCH, AJ | 0.00 | 0.0 | N/T | 0.00 | 0.00 |
| 0 | CERESOLA, DAXSTON | 0.00 | 0.0 | N/T | 0.00 | 0.00 |



Listing of Scores by Rodeo

09/07/2022

FALLON JUNIOR

Page 2

Average

(O) = attending 1 day only

(Q) = Qualified

(J) = Jackpot


| | | | | | | |
|---|---------------------|------|-----|-----|------|------|
| 0 | HARRY, ROBERT | 0.00 | 0.0 | N/T | 0.00 | 0.00 |
| 0 | BUTTERBREDT, KYLLEA | 0.00 | 0.0 | N/T | 0.00 | 0.00 |

Event: 0-5 GOAT UNDECORATING

| Standing | Contestant | Event Points | Score | Time | All Around Points | Payout |
|----------|---------------------|--------------|-------|---------|-------------------|--------|
| 51 | BROWN, EVVA | 10.00 | 0.0 | 6.280 | 10.00 | 0.00 |
| 52 | MACEDO, MYLEE | 9.00 | 0.0 | 6.360 | 9.00 | 0.00 |
| 53 | MCELHANNON, EVERETT | 8.00 | 0.0 | 6.830 | 8.00 | 0.00 |
| 54 | TENNEY, COLEMAN | 7.00 | 0.0 | 6.860 | 7.00 | 0.00 |
| 55 | YOUNG, BLAKELY | 6.00 | 0.0 | 7.030 | 6.00 | 0.00 |
| 56 | BARTON, WYATT | 5.00 | 0.0 | 7.250 | 5.00 | 0.00 |
| 57 | BARTON, BRYTON | 4.00 | 0.0 | 7.370 | 4.00 | 0.00 |
| 58 | GOINGS, ACKLEY | 3.00 | 0.0 | 7.910 | 3.00 | 0.00 |
| 59 | KELLY, JW | 2.00 | 0.0 | 7.920 | 2.00 | 0.00 |
| 60 | TORVIK, ROSELEY | 1.00 | 0.0 | 7.970 | 1.00 | 0.00 |
| 61 | HAFFNER, LANDON | 0.00 | 0.0 | 205.460 | 0.00 | 0.00 |
| 62 | KNITTLE, CARSEN | 0.00 | 0.0 | 205.720 | 0.00 | 0.00 |
| 63 | MENEZES, SLATE | 0.00 | 0.0 | 205.730 | 0.00 | 0.00 |
| 64 | BARTON, KASHTON | 0.00 | 0.0 | 205.770 | 0.00 | 0.00 |
| 65 | MCELHANNON, WILLIAM | 0.00 | 0.0 | 206.160 | 0.00 | 0.00 |
| 66 | MENEZES, RHYS | 0.00 | 0.0 | 206.200 | 0.00 | 0.00 |
| 67 | THEODOSIS, JACKSON | 0.00 | 0.0 | 206.650 | 0.00 | 0.00 |
| 68 | PEEK, QUENTIN | 0.00 | 0.0 | 207.050 | 0.00 | 0.00 |
| 69 | MCCART, TUCKER | 0.00 | 0.0 | 207.530 | 0.00 | 0.00 |
| 70 | HARRY, ROBERT | 0.00 | 0.0 | 208.200 | 0.00 | 0.00 |
| 71 | O'BRIEN, MAKYLA | 0.00 | 0.0 | 208.410 | 0.00 | 0.00 |
| 72 | MENEZES, EVERLY | 0.00 | 0.0 | 208.990 | 0.00 | 0.00 |
| 73 | COTA, WESTIN | 0.00 | 0.0 | 209.030 | 0.00 | 0.00 |
| 74 | MENEZES, LEIGHTON | 0.00 | 0.0 | 209.760 | 0.00 | 0.00 |
| 75 | THEODOSIS, HAYES | 0.00 | 0.0 | 210.260 | 0.00 | 0.00 |
| 76 | MANSFIELD, QUINN | 0.00 | 0.0 | 210.640 | 0.00 | 0.00 |
| 0 | JOY, CLINT | 0.00 | 0.0 | 403.330 | 0.00 | 0.00 |
| 0 | OROLFO, ROY ALEX | 0.00 | 0.0 | N/T | 0.00 | 0.00 |
| 0 | CERESOLA, DAXSTON | 0.00 | 0.0 | N/T | 0.00 | 0.00 |
| 0 | BUTTERBREDT, KYLLEA | 0.00 | 0.0 | N/T | 0.00 | 0.00 |

Event: 0-5 MUTTON BUSTING

| Standing | Contestant | Event Points | Score | Time | All Around Points | Payout |
|----------|---------------------|--------------|-------|-------|-------------------|--------|
| 81 | BARTON, BRYTON | 9.50 | 198.0 | 0.000 | 9.50 | 0.00 |
| 82 | MENEZES, RHYS | 9.50 | 198.0 | 0.000 | 9.50 | 0.00 |
| 83 | GOINGS, ACKLEY | 8.00 | 195.0 | 0.000 | 8.00 | 0.00 |
| 84 | MENEZES, SLATE | 7.00 | 68.0 | 0.000 | 7.00 | 0.00 |
| 85 | PEEK, QUENTIN | 6.00 | 60.0 | 0.000 | 6.00 | 0.00 |
| 86 | WILLIAMS, KOBEN | 0.00 | 0.0 | 0.000 | 0.00 | 0.00 |
| 87 | BARTON, WYATT | 0.00 | 0.0 | 0.000 | 0.00 | 0.00 |
| 88 | MCELHANNON, EVERETT | 0.00 | 0.0 | 0.000 | 0.00 | 0.00 |
| 89 | MACEDO, MYLEE | 0.00 | 0.0 | 0.000 | 0.00 | 0.00 |
| 90 | BARTON, KASHTON | 0.00 | 0.0 | 0.000 | 0.00 | 0.00 |
| 91 | O'BRIEN, MAKYLA | 0.00 | 0.0 | 0.000 | 0.00 | 0.00 |
| 92 | MCCART, TUCKER | 0.00 | 0.0 | 0.000 | 0.00 | 0.00 |
| 93 | KELLY, JW | 0.00 | 0.0 | 0.000 | 0.00 | 0.00 |
| 94 | YOUNG, BLAKELY | 0.00 | 0.0 | 0.000 | 0.00 | 0.00 |
| 95 | BROWN, EVVA | 0.00 | 0.0 | 0.000 | 0.00 | 0.00 |
| 96 | COTA, WESTIN | 0.00 | 0.0 | 0.000 | 0.00 | 0.00 |



Listing of Scores by Rodeo

09/07/2022

FALLON JUNIOR

Page 3

Average

(O) = attending 1 day only

(Q) = Qualified

(J) = Jackpot

| | | | | | | |
|-----|-------------------|------|-----|-------|------|------|
| 97 | HAFFNER, LANDON | 0.00 | 0.0 | 0.000 | 0.00 | 0.00 |
| 98 | TORVIK, ROSELEY | 0.00 | 0.0 | 0.000 | 0.00 | 0.00 |
| 99 | KOCH, AJ | 0.00 | 0.0 | 0.000 | 0.00 | 0.00 |
| 100 | CERESOLA, DAXSTON | 0.00 | 0.0 | 0.000 | 0.00 | 0.00 |
| 101 | HARRY, ROBERT | 0.00 | 0.0 | 0.000 | 0.00 | 0.00 |
| 102 | MANSFIELD, QUINN | 0.00 | 0.0 | 0.000 | 0.00 | 0.00 |

Event: 0-5 STICK HORSE RACING


| Standing | Contestant | Event Points | Score | Time | All Around Points | Payout |
|----------|---------------------|--------------|-------|---------|-------------------|--------|
| 103 | MCELHANNON, EVERETT | 10.00 | 0.0 | 33.510 | 10.00 | 0.00 |
| 104 | GOINGS, ACKLEY | 9.00 | 0.0 | 34.890 | 9.00 | 0.00 |
| 105 | BROWN, EVVA | 8.00 | 0.0 | 35.200 | 8.00 | 0.00 |
| 106 | KELLY, JW | 7.00 | 0.0 | 35.270 | 7.00 | 0.00 |
| 107 | BARTON, BRYTON | 6.00 | 0.0 | 35.450 | 6.00 | 0.00 |
| 108 | MACEDO, MYLEE | 5.00 | 0.0 | 38.290 | 5.00 | 0.00 |
| 109 | HAFFNER, LANDON | 4.00 | 0.0 | 38.320 | 4.00 | 0.00 |
| 110 | BARTON, WYATT | 3.00 | 0.0 | 38.690 | 3.00 | 0.00 |
| 111 | TENNEY, COLEMAN | 2.00 | 0.0 | 38.960 | 2.00 | 0.00 |
| 112 | YOUNG, BLAKELY | 1.00 | 0.0 | 39.460 | 1.00 | 0.00 |
| 113 | MENEZES, RHYS | 0.00 | 0.0 | 226.750 | 0.00 | 0.00 |
| 114 | MENEZES, SLATE | 0.00 | 0.0 | 228.150 | 0.00 | 0.00 |
| 115 | KNITTLE, CARSEN | 0.00 | 0.0 | 228.630 | 0.00 | 0.00 |
| 116 | PEEK, QUENTIN | 0.00 | 0.0 | 229.970 | 0.00 | 0.00 |
| 117 | THEODOSIS, JACKSON | 0.00 | 0.0 | 231.040 | 0.00 | 0.00 |
| 118 | MENEZES, EVERLY | 0.00 | 0.0 | 231.520 | 0.00 | 0.00 |
| 119 | TORVIK, ROSELEY | 0.00 | 0.0 | 234.650 | 0.00 | 0.00 |
| 120 | THEODOSIS, HAYES | 0.00 | 0.0 | 239.650 | 0.00 | 0.00 |
| 121 | BARTON, KASHTON | 0.00 | 0.0 | 239.980 | 0.00 | 0.00 |
| 122 | O'BRIEN, MAKYLA | 0.00 | 0.0 | 244.350 | 0.00 | 0.00 |
| 123 | MANSFIELD, QUINN | 0.00 | 0.0 | 246.030 | 0.00 | 0.00 |
| 124 | MENEZES, LEIGHTON | 0.00 | 0.0 | 259.970 | 0.00 | 0.00 |
| 0 | MCCART, TUCKER | 0.00 | 0.0 | 416.650 | 0.00 | 0.00 |
| 0 | KELLY, KALIYAH | 0.00 | 0.0 | 422.010 | 0.00 | 0.00 |
| 0 | COTA, WESTIN | 0.00 | 0.0 | 424.810 | 0.00 | 0.00 |
| 0 | CERESOLA, DAXSTON | 0.00 | 0.0 | 427.270 | 0.00 | 0.00 |
| 0 | BARTON, COLLIN | 0.00 | 0.0 | 500.250 | 0.00 | 0.00 |
| 0 | OROLFO, ROY ALEX | 0.00 | 0.0 | N/T | 0.00 | 0.00 |
| 0 | MCELHANNON, WILLIAM | 0.00 | 0.0 | N/T | 0.00 | 0.00 |
| 0 | KOCH, AJ | 0.00 | 0.0 | N/T | 0.00 | 0.00 |
| 0 | HARRY, ROBERT | 0.00 | 0.0 | N/T | 0.00 | 0.00 |
| 0 | BUTTERBREDT, KYLLEA | 0.00 | 0.0 | N/T | 0.00 | 0.00 |

Event: 10-13 BOYS BREAKAWAY

| Standing | Contestant | Event Points | Score | Time | All Around Points | Payout |
|----------|-----------------|--------------|-------|---------|-------------------|--------|
| 135 | GONZALES, CALEB | 10.00 | 0.0 | 20.970 | 10.00 | 0.00 |
| 136 | HIIBEL, CLAYTON | 9.00 | 0.0 | 42.200 | 9.00 | 0.00 |
| 137 | LEE, STIX | 8.00 | 0.0 | 216.230 | 8.00 | 0.00 |
| 138 | EDGMON, CALEB | 7.00 | 0.0 | 218.620 | 7.00 | 0.00 |
| 139 | BYRD, LANE | 6.00 | 0.0 | 218.720 | 6.00 | 0.00 |
| 0 | STAHL, BENNETT | 5.00 | 0.0 | 409.430 | 5.00 | 0.00 |
| 0 | NICOLL, TUCKER | 0.00 | 0.0 | N/T | 0.00 | 0.00 |

Event: 10-13 BOYS FIGURE 8

| Standing | Contestant | Event Points | Score | Time | All Around Points | Payout |
|----------|------------|--------------|-------|------|-------------------|--------|
|----------|------------|--------------|-------|------|-------------------|--------|



Listing of Scores by Rodeo

09/07/2022

FALLON JUNIOR

Page 4

Average

(O) = attending 1 day only

(Q) = Qualified

(J) = Jackpot

| | | | | | | |
|-----|-----------------|-------|-----|---------|-------|------|
| 142 | BYRD, LANE | 10.00 | 0.0 | 34.390 | 10.00 | 0.00 |
| 143 | LEE, STIX | 9.00 | 0.0 | 35.670 | 9.00 | 0.00 |
| 144 | EDGMON, CALEB | 8.00 | 0.0 | 36.020 | 8.00 | 0.00 |
| 145 | STAHL, BENNETT | 7.00 | 0.0 | 38.260 | 7.00 | 0.00 |
| 146 | GONZALES, CALEB | 6.00 | 0.0 | 39.830 | 6.00 | 0.00 |
| 147 | HIIBEL, CLAYTON | 5.00 | 0.0 | 40.840 | 5.00 | 0.00 |
| 148 | NICOLL, TUCKER | 4.00 | 0.0 | 42.440 | 4.00 | 0.00 |
| 149 | DIXON, DILLON | 3.00 | 0.0 | 228.690 | 3.00 | 0.00 |

Event: 10-13 BOYS GOAT TYING

| Standing | Contestant | Event Points | Score | Time | All Around Points | Payout |
|----------|------------------|--------------|-------|---------|-------------------|--------|
| 150 | BYRD, LANE | 10.00 | 0.0 | 35.880 | 10.00 | 0.00 |
| 151 | GONZALES, CALEB | 9.00 | 0.0 | 38.640 | 9.00 | 0.00 |
| 152 | LEE, STIX | 8.00 | 0.0 | 41.860 | 8.00 | 0.00 |
| 153 | HIIBEL, CLAYTON | 7.00 | 0.0 | 52.360 | 7.00 | 0.00 |
| 154 | NICOLL, TUCKER | 6.00 | 0.0 | 54.120 | 6.00 | 0.00 |
| 155 | EDGMON, CALEB | 5.00 | 0.0 | 235.030 | 5.00 | 0.00 |
| 156 | MCDONALD, COLTON | 4.00 | 0.0 | 248.310 | 4.00 | 0.00 |
| 0 | STAHL, BENNETT | 0.00 | 0.0 | N/T | 0.00 | 0.00 |

Event: 10-13 BOYS STEER RIDING


| Standing | Contestant | Event Points | Score | Time | All Around Points | Payout |
|----------|-----------------------|--------------|-------|-------|-------------------|--------|
| 158 | DRAKE, BEAU | 9.50 | 194.0 | 0.000 | 9.50 | 0.00 |
| 159 | GONZALES, CALEB | 9.50 | 194.0 | 0.000 | 9.50 | 0.00 |
| 160 | EDGMON, CALEB | 8.00 | 116.0 | 0.000 | 8.00 | 0.00 |
| 161 | LEE, STIX | 7.00 | 62.0 | 0.000 | 7.00 | 0.00 |
| 162 | HENDRICKS, RECORD | 6.00 | 58.0 | 0.000 | 6.00 | 0.00 |
| 163 | ANDERSON-BURT, LANDEN | 0.00 | 0.0 | 0.000 | 0.00 | 0.00 |
| 164 | KELLY, JUNIOR | 0.00 | 0.0 | 0.000 | 0.00 | 0.00 |
| 165 | MCDONALD, DARREN | 0.00 | 0.0 | 0.000 | 0.00 | 0.00 |
| 166 | STAHL, BENNETT | 0.00 | 0.0 | 0.000 | 0.00 | 0.00 |
| 167 | CAPURRO, CODY | 0.00 | 0.0 | 0.000 | 0.00 | 0.00 |
| 168 | CRYSTAL, TYLER | 0.00 | 0.0 | 0.000 | 0.00 | 0.00 |

Event: 10-13 BOYS STEER

| Standing | Contestant | Event Points | Score | Time | All Around Points | Payout |
|----------|-----------------|--------------|-------|---------|-------------------|--------|
| 169 | LEE, STIX | 10.00 | 0.0 | 14.170 | 10.00 | 0.00 |
| 170 | HIIBEL, CLAYTON | 9.00 | 0.0 | 44.340 | 9.00 | 0.00 |
| 171 | GONZALES, CALEB | 8.00 | 0.0 | 219.170 | 8.00 | 0.00 |
| 172 | BYRD, LANE | 7.00 | 0.0 | 229.690 | 7.00 | 0.00 |
| 0 | EDGMON, CALEB | 0.00 | 0.0 | N/T | 0.00 | 0.00 |
| 0 | STAHL, BENNETT | 0.00 | 0.0 | N/T | 0.00 | 0.00 |

Event: 10-13 BOYS TEAM ROPING

| Standing | Contestant | Event Points | Score | Time | All Around Points | Payout |
|----------|-----------------|--------------|-------|---------|-------------------|--------|
| 175 | LEE, STIX | 10.00 | 0.0 | 27.240 | 10.00 | 0.00 |
| 176 | HIIBEL, CLAYTON | 9.00 | 0.0 | 30.200 | 9.00 | 0.00 |
| 177 | HIIBEL, CLAYTON | 8.00 | 0.0 | 36.840 | 8.00 | 0.00 |
| 178 | BYRD, LANE | 7.00 | 0.0 | 49.180 | 7.00 | 0.00 |
| 179 | LEE, STIX | 6.00 | 0.0 | 217.580 | 6.00 | 0.00 |
| 180 | GONZALES, CALEB | 5.00 | 0.0 | 231.250 | 5.00 | 0.00 |
| 0 | BYRD, LANE | 4.00 | 0.0 | 407.820 | 4.00 | 0.00 |
| 0 | STAHL, BENNETT | 3.00 | 0.0 | 413.290 | 3.00 | 0.00 |
| 0 | NICOLL, TUCKER | 2.00 | 0.0 | 419.810 | 2.00 | 0.00 |
| 0 | GONZALES, CALEB | 1.00 | 0.0 | 434.160 | 1.00 | 0.00 |



Listing of Scores by Rodeo

09/07/2022

FALLON JUNIOR

Page 5

Average

(O) = attending 1 day only

(Q) = Qualified

(J) = Jackpot


| | | | | | | |
|---|----------------|------|-----|-----|------|------|
| 0 | EDGMON, CALEB | 0.00 | 0.0 | N/T | 0.00 | 0.00 |
| 0 | EDGMON, CALEB | 0.00 | 0.0 | N/T | 0.00 | 0.00 |
| 0 | NICOLL, TUCKER | 0.00 | 0.0 | N/T | 0.00 | 0.00 |
| 0 | STAHL, BENNETT | 0.00 | 0.0 | N/T | 0.00 | 0.00 |

Event: 10-13 GIRLS BARREL

| Standing | Contestant | Event Points | Score | Time | All Around Points | Payout |
|----------|-----------------------|--------------|-------|---------|-------------------|--------|
| 189 | BYRD, HUNTLEY | 10.00 | 0.0 | 53.892 | 10.00 | 0.00 |
| 190 | PROCESS, JORDYN | 9.00 | 0.0 | 54.866 | 9.00 | 0.00 |
| 191 | HILL, KASHLIN | 8.00 | 0.0 | 56.041 | 8.00 | 0.00 |
| 192 | MUSACHIA, MAE | 7.00 | 0.0 | 56.140 | 7.00 | 0.00 |
| 193 | THIEL, RICKI | 6.00 | 0.0 | 56.550 | 6.00 | 0.00 |
| 194 | HEIN, MADELYN | 5.00 | 0.0 | 56.586 | 5.00 | 0.00 |
| 195 | DANEN, RILEY | 4.00 | 0.0 | 57.618 | 4.00 | 0.00 |
| 196 | GOINGS, LAUREN | 3.00 | 0.0 | 58.017 | 3.00 | 0.00 |
| 197 | BEHRENDT, KINLEY | 2.00 | 0.0 | 58.431 | 2.00 | 0.00 |
| 198 | DAVIS, EVIE | 1.00 | 0.0 | 236.807 | 1.00 | 0.00 |
| 199 | JOHNSON, NIKKI | 0.00 | 0.0 | 239.760 | 0.00 | 0.00 |
| 200 | KELLY, TRISTA | 0.00 | 0.0 | 240.036 | 0.00 | 0.00 |
| 201 | O'BRIEN, AALIYAH | 0.00 | 0.0 | 242.315 | 0.00 | 0.00 |
| 202 | RUSSELL, MADDISEN | 0.00 | 0.0 | 242.881 | 0.00 | 0.00 |
| 203 | MCDONALD, SAVANNAH | 0.00 | 0.0 | 242.917 | 0.00 | 0.00 |
| 204 | HOUSTON, MOLLEE | 0.00 | 0.0 | 243.414 | 0.00 | 0.00 |
| 205 | KIRKENDOLL, MACKENZIE | 0.00 | 0.0 | 244.094 | 0.00 | 0.00 |
| 206 | NEER, KENLEY | 0.00 | 0.0 | 245.709 | 0.00 | 0.00 |
| 207 | COE, RYLIEGH | 0.00 | 0.0 | 245.834 | 0.00 | 0.00 |
| 208 | STONE, TURQUOISE | 0.00 | 0.0 | 246.571 | 0.00 | 0.00 |
| 209 | MILLER, DYLAN | 0.00 | 0.0 | 246.947 | 0.00 | 0.00 |
| 210 | EMERICK, AARALYN | 0.00 | 0.0 | 248.285 | 0.00 | 0.00 |
| 0 | BULLIVANT, BRISTOL | 0.00 | 0.0 | 419.005 | 0.00 | 0.00 |
| 0 | JOY, KATHERINE | 0.00 | 0.0 | 420.846 | 0.00 | 0.00 |
| 0 | COLLINS, KELSEY | 0.00 | 0.0 | 421.184 | 0.00 | 0.00 |
| 0 | WATERBURY, SHELBY | 0.00 | 0.0 | N/T | 0.00 | 0.00 |

Event: 10-13 GIRLS BREAKAWAY

| Standing | Contestant | Event Points | Score | Time | All Around Points | Payout |
|----------|--------------------|--------------|-------|---------|-------------------|--------|
| 215 | THIEL, RICKI | 10.00 | 0.0 | 12.200 | 10.00 | 0.00 |
| 216 | BYRD, HUNTLEY | 9.00 | 0.0 | 59.150 | 9.00 | 0.00 |
| 217 | DAVIS, EVIE | 8.00 | 0.0 | 208.990 | 8.00 | 0.00 |
| 218 | JOHNSON, CIERRA | 7.00 | 0.0 | 239.370 | 7.00 | 0.00 |
| 0 | WATERBURY, SHELBY | 6.00 | 0.0 | 405.610 | 6.00 | 0.00 |
| 0 | JOHNSON, NIKKI | 5.00 | 0.0 | 407.670 | 5.00 | 0.00 |
| 0 | GOINGS, LAUREN | 4.00 | 0.0 | 415.940 | 4.00 | 0.00 |
| 0 | NEER, KENLEY | 3.00 | 0.0 | 426.670 | 3.00 | 0.00 |
| 0 | HEIN, MADELYN | 0.00 | 0.0 | N/T | 0.00 | 0.00 |
| 0 | MILLER, DYLAN | 0.00 | 0.0 | N/T | 0.00 | 0.00 |
| 0 | BULLIVANT, BRISTOL | 0.00 | 0.0 | N/T | 0.00 | 0.00 |
| 0 | STONE, TURQUOISE | 0.00 | 0.0 | N/T | 0.00 | 0.00 |
| 0 | COLLINS, KELSEY | 0.00 | 0.0 | N/T | 0.00 | 0.00 |
| 0 | HOUSTON, MOLLEE | 0.00 | 0.0 | N/T | 0.00 | 0.00 |
| 0 | MCDONALD, SAVANNAH | 0.00 | 0.0 | N/T | 0.00 | 0.00 |
| 0 | HILL, KASHLIN | 0.00 | 0.0 | N/T | 0.00 | 0.00 |



Listing of Scores by Rodeo

09/07/2022

FALLON JUNIOR

Page 6

Average

(O) = attending 1 day only

(Q) = Qualified

(J) = Jackpot

Event: 10-13 GIRLS FIGURE 8


| Standing | Contestant | Event Points | Score | Time | All Around Points | Payout |
|----------|-----------------------|--------------|-------|---------|-------------------|--------|
| 231 | O'BRIEN, AALIYAH | 10.00 | 0.0 | 21.800 | 10.00 | 0.00 |
| 232 | BYRD, HUNTLEY | 9.00 | 0.0 | 21.820 | 9.00 | 0.00 |
| 233 | KIRKENDOLL, MACKENZIE | 8.00 | 0.0 | 21.960 | 8.00 | 0.00 |
| 234 | COLLINS, KELSEY | 7.00 | 0.0 | 21.970 | 7.00 | 0.00 |
| 235 | NEER, KENLEY | 6.00 | 0.0 | 22.860 | 6.00 | 0.00 |
| 236 | JOHNSON, NIKKI | 5.00 | 0.0 | 23.980 | 5.00 | 0.00 |
| 237 | GOINGS, LAUREN | 4.00 | 0.0 | 24.100 | 4.00 | 0.00 |
| 238 | HEIN, MADELYN | 3.00 | 0.0 | 24.630 | 3.00 | 0.00 |
| 239 | BEHRENDT, KINLEY | 2.00 | 0.0 | 25.060 | 2.00 | 0.00 |
| 240 | HILL, KASHLIN | 1.00 | 0.0 | 25.890 | 1.00 | 0.00 |
| 241 | RUSSELL, MADDISEN | 0.00 | 0.0 | 217.030 | 0.00 | 0.00 |
| 242 | EMERICK, AARALYN | 0.00 | 0.0 | 217.400 | 0.00 | 0.00 |
| 243 | DAVIS, EVIE | 0.00 | 0.0 | 217.660 | 0.00 | 0.00 |
| 244 | STONE, TURQUOISE | 0.00 | 0.0 | 218.820 | 0.00 | 0.00 |
| 245 | MCDONALD, SAVANNAH | 0.00 | 0.0 | 218.910 | 0.00 | 0.00 |
| 246 | THIEL, RICKI | 0.00 | 0.0 | 219.030 | 0.00 | 0.00 |
| 247 | WATERBURY, SHELBY | 0.00 | 0.0 | 224.080 | 0.00 | 0.00 |
| 0 | BULLIVANT, BRISTOL | 0.00 | 0.0 | 407.830 | 0.00 | 0.00 |
| 0 | HOUSTON, MOLLEE | 0.00 | 0.0 | 408.030 | 0.00 | 0.00 |
| 0 | COE, RYLIEGH | 0.00 | 0.0 | 408.080 | 0.00 | 0.00 |
| 0 | MUSACHIA, MAE | 0.00 | 0.0 | 408.280 | 0.00 | 0.00 |
| 0 | STARR, PAYSLEE | 0.00 | 0.0 | 411.030 | 0.00 | 0.00 |
| 0 | MILLER, DYLAN | 0.00 | 0.0 | N/T | 0.00 | 0.00 |
| 0 | PROCESS, JORDYN | 0.00 | 0.0 | N/T | 0.00 | 0.00 |

Event: 10-13 GIRLS GOAT TYING

| Standing | Contestant | Event Points | Score | Time | All Around Points | Payout |
|----------|--------------------|--------------|-------|---------|-------------------|--------|
| 255 | THIEL, RICKI | 10.00 | 0.0 | 33.360 | 10.00 | 0.00 |
| 256 | BULLIVANT, BRISTOL | 9.00 | 0.0 | 39.970 | 9.00 | 0.00 |
| 257 | HILL, KASHLIN | 8.00 | 0.0 | 41.380 | 8.00 | 0.00 |
| 258 | HEIN, MADELYN | 7.00 | 0.0 | 45.650 | 7.00 | 0.00 |
| 259 | BYRD, HUNTLEY | 6.00 | 0.0 | 47.850 | 6.00 | 0.00 |
| 260 | MCDONALD, SAVANNAH | 5.00 | 0.0 | 49.120 | 5.00 | 0.00 |
| 261 | PROCESS, JORDYN | 4.00 | 0.0 | 50.710 | 4.00 | 0.00 |
| 262 | STONE, TURQUOISE | 3.00 | 0.0 | 54.080 | 3.00 | 0.00 |
| 263 | EMERICK, AARALYN | 2.00 | 0.0 | 55.820 | 2.00 | 0.00 |
| 264 | WATERBURY, SHELBY | 1.00 | 0.0 | 224.380 | 1.00 | 0.00 |
| 265 | COLLINS, KELSEY | 0.00 | 0.0 | 239.940 | 0.00 | 0.00 |
| 266 | BEHRENDT, KINLEY | 0.00 | 0.0 | 243.430 | 0.00 | 0.00 |
| 0 | DANEN, RILEY | 0.00 | 0.0 | 409.910 | 0.00 | 0.00 |
| 0 | DAVIS, EVIE | 0.00 | 0.0 | 413.130 | 0.00 | 0.00 |
| 0 | JOHNSON, NIKKI | 0.00 | 0.0 | 415.130 | 0.00 | 0.00 |
| 0 | HOUSTON, MOLLEE | 0.00 | 0.0 | 419.220 | 0.00 | 0.00 |
| 0 | O'BRIEN, AALIYAH | 0.00 | 0.0 | 422.580 | 0.00 | 0.00 |

Event: 10-13 GIRLS POLE

| Standing | Contestant | Event Points | Score | Time | All Around Points | Payout |
|----------|--------------------|--------------|-------|--------|-------------------|--------|
| 272 | PROCESS, JORDYN | 10.00 | 0.0 | 66.948 | 10.00 | 0.00 |
| 273 | BYRD, HUNTLEY | 9.00 | 0.0 | 68.682 | 9.00 | 0.00 |
| 274 | THIEL, RICKI | 8.00 | 0.0 | 75.513 | 8.00 | 0.00 |
| 275 | BULLIVANT, BRISTOL | 7.00 | 0.0 | 75.530 | 7.00 | 0.00 |



Listing of Scores by Rodeo

09/07/2022

FALLON JUNIOR

Page 7

Average

(O) = attending 1 day only

(Q) = Qualified

(J) = Jackpot


| | | | | | | |
|-----|-----------------------|------|-----|---------|------|------|
| 276 | KIRKENDOLL, MACKENZIE | 6.00 | 0.0 | 76.864 | 6.00 | 0.00 |
| 277 | HEIN, MADELYN | 5.00 | 0.0 | 77.636 | 5.00 | 0.00 |
| 278 | DAVIS, EVIE | 4.00 | 0.0 | 80.513 | 4.00 | 0.00 |
| 279 | JOHNSON, NIKKI | 3.00 | 0.0 | 82.947 | 3.00 | 0.00 |
| 280 | STONE, TURQUOISE | 2.00 | 0.0 | 88.943 | 2.00 | 0.00 |
| 281 | O'BRIEN, AALIYAH | 1.00 | 0.0 | 254.021 | 1.00 | 0.00 |
| 282 | MUSACHIA, MAE | 0.00 | 0.0 | 260.188 | 0.00 | 0.00 |
| 283 | EMERICK, AARALYN | 0.00 | 0.0 | 263.067 | 0.00 | 0.00 |
| 284 | HOUSTON, MOLLEE | 0.00 | 0.0 | 264.027 | 0.00 | 0.00 |
| 285 | MCDONALD, SAVANNAH | 0.00 | 0.0 | 265.640 | 0.00 | 0.00 |
| 286 | WATERBURY, SHELBY | 0.00 | 0.0 | 274.874 | 0.00 | 0.00 |
| 287 | DANEN, RILEY | 0.00 | 0.0 | 276.442 | 0.00 | 0.00 |
| 0 | NEER, KENLEY | 0.00 | 0.0 | 423.586 | 0.00 | 0.00 |
| 0 | COLLINS, KELSEY | 0.00 | 0.0 | 425.357 | 0.00 | 0.00 |
| 0 | COE, RYLIEGH | 0.00 | 0.0 | 426.194 | 0.00 | 0.00 |
| 0 | HILL, KASHLIN | 0.00 | 0.0 | 426.410 | 0.00 | 0.00 |
| 0 | KELLY, TRISTA | 0.00 | 0.0 | 426.508 | 0.00 | 0.00 |
| 0 | MILLER, DYLAN | 0.00 | 0.0 | 429.318 | 0.00 | 0.00 |
| 0 | BEHRENDT, KINLEY | 0.00 | 0.0 | 430.633 | 0.00 | 0.00 |
| 0 | RUSSELL, MADDISEN | 0.00 | 0.0 | N/T | 0.00 | 0.00 |

Event: 10-13 GIRLS TEAM ROPING

| Standing | Contestant | Event Points | Score | Time | All Around Points | Payout |
|----------|--------------------|--------------|-------|---------|-------------------|--------|
| 296 | JOHNSON, CIERRA | 10.00 | 0.0 | 229.780 | 10.00 | 0.00 |
| 297 | HEIN, MADELYN | 9.00 | 0.0 | 245.650 | 9.00 | 0.00 |
| 298 | BYRD, HUNTLEY | 8.00 | 0.0 | 264.490 | 8.00 | 0.00 |
| 0 | JOHNSON, CIERRA | 7.00 | 0.0 | 411.650 | 7.00 | 0.00 |
| 0 | BULLIVANT, BRISTOL | 6.00 | 0.0 | 416.280 | 6.00 | 0.00 |
| 0 | BEHRENDT, KINLEY | 5.00 | 0.0 | 419.380 | 5.00 | 0.00 |
| 0 | BULLIVANT, BRISTOL | 4.00 | 0.0 | 421.770 | 4.00 | 0.00 |
| 0 | DAVIS, EVIE | 3.00 | 0.0 | 431.850 | 3.00 | 0.00 |
| 0 | HEIN, MADELYN | 0.00 | 0.0 | N/T | 0.00 | 0.00 |
| 0 | WATERBURY, SHELBY | 0.00 | 0.0 | N/T | 0.00 | 0.00 |
| 0 | WATERBURY, SHELBY | 0.00 | 0.0 | N/T | 0.00 | 0.00 |
| 0 | DAVIS, EVIE | 0.00 | 0.0 | N/T | 0.00 | 0.00 |
| 0 | STONE, TURQUOISE | 0.00 | 0.0 | N/T | 0.00 | 0.00 |
| 0 | STONE, TURQUOISE | 0.00 | 0.0 | N/T | 0.00 | 0.00 |
| 0 | BYRD, HUNTLEY | 0.00 | 0.0 | N/T | 0.00 | 0.00 |
| 0 | JOY, KATHERINE | 0.00 | 0.0 | N/T | 0.00 | 0.00 |
| 0 | HILL, KASHLIN | 0.00 | 0.0 | N/T | 0.00 | 0.00 |
| 0 | HILL, KASHLIN | 0.00 | 0.0 | N/T | 0.00 | 0.00 |
| 0 | BEHRENDT, KINLEY | 0.00 | 0.0 | N/T | 0.00 | 0.00 |
| 0 | GOINGS, LAUREN | 0.00 | 0.0 | N/T | 0.00 | 0.00 |
| 0 | GOINGS, LAUREN | 0.00 | 0.0 | N/T | 0.00 | 0.00 |

Event: 14-18 BOYS CALF ROPING

| Standing | Contestant | Event Points | Score | Time | All Around Points | Payout |
|----------|----------------|--------------|-------|---------|-------------------|--------|
| 317 | HEIN, COLTON | 10.00 | 0.0 | 46.170 | 10.00 | 0.00 |
| 318 | MCKNIGHT, KADE | 9.00 | 0.0 | 230.550 | 9.00 | 0.00 |
| 319 | PEEK, JARRETT | 8.00 | 0.0 | 234.910 | 8.00 | 0.00 |
| 320 | WILLIAMS, NOAH | 7.00 | 0.0 | 235.290 | 7.00 | 0.00 |
| 321 | JEPSON, JACE | 6.00 | 0.0 | 238.620 | 6.00 | 0.00 |
| 0 | PEEK, WYATT | 5.00 | 0.0 | 427.470 | 5.00 | 0.00 |
| 0 | GUERRA, DAVID | 0.00 | 0.0 | N/T | 0.00 | 0.00 |



Listing of Scores by Rodeo

09/07/2022

FALLON JUNIOR

Page 8

Average

(O) = attending 1 day only

(Q) = Qualified

(J) = Jackpot

0 JOHNSON, CASEY 0.00 0.0 N/T 0.00 0.00

Event: 14-18 BOYS CHUTE

| Standing | Contestant | Event Points | Score | Time | All Around Points | Payout |
|----------|----------------|--------------|-------|---------|-------------------|--------|
| 325 | HEIN, COLTON | 10.00 | 0.0 | 27.360 | 10.00 | 0.00 |
| 326 | JOHNSON, CASEY | 9.00 | 0.0 | 54.180 | 9.00 | 0.00 |
| 327 | PEEK, WYATT | 8.00 | 0.0 | 218.910 | 8.00 | 0.00 |
| 328 | MCKNIGHT, KADE | 7.00 | 0.0 | 230.250 | 7.00 | 0.00 |
| 329 | PEEK, JARRETT | 6.00 | 0.0 | 236.380 | 6.00 | 0.00 |
| 0 | JEPSON, JACE | 5.00 | 0.0 | 419.120 | 5.00 | 0.00 |

Event: 14-18 BOYS STEER

| Standing | Contestant | Event Points | Score | Time | All Around Points | Payout |
|----------|----------------|--------------|-------|---------|-------------------|--------|
| 331 | PEEK, JARRETT | 10.00 | 0.0 | 16.770 | 10.00 | 0.00 |
| 332 | WILLIAMS, NOAH | 9.00 | 0.0 | 20.320 | 9.00 | 0.00 |
| 333 | MCKNIGHT, KADE | 8.00 | 0.0 | 22.170 | 8.00 | 0.00 |
| 334 | GUERRA, DAVID | 7.00 | 0.0 | 23.300 | 7.00 | 0.00 |
| 335 | HEIN, COLTON | 6.00 | 0.0 | 30.710 | 6.00 | 0.00 |
| 336 | JOHNSON, CASEY | 5.00 | 0.0 | 30.920 | 5.00 | 0.00 |
| 337 | JEPSON, JACE | 4.00 | 0.0 | 32.070 | 4.00 | 0.00 |
| 338 | PEEK, WYATT | 3.00 | 0.0 | 223.420 | 3.00 | 0.00 |
| 339 | NELSON, JACE | 2.00 | 0.0 | 251.380 | 2.00 | 0.00 |

Event: 14-18 GIRLS BARREL

| Standing | Contestant | Event Points | Score | Time | All Around Points | Payout |
|----------|---------------------|--------------|-------|---------|-------------------|--------|
| 340 | MALLEY, BROOKLYNNE | 10.00 | 0.0 | 54.490 | 10.00 | 0.00 |
| 341 | GOULD, PAIGE | 9.00 | 0.0 | 56.397 | 9.00 | 0.00 |
| 342 | PROCESS, OLIVIA | 8.00 | 0.0 | 59.223 | 8.00 | 0.00 |
| 343 | BEHRENDT, KYLIE ANN | 7.00 | 0.0 | 62.108 | 7.00 | 0.00 |
| 344 | BERG, MADELYN | 6.00 | 0.0 | 63.549 | 6.00 | 0.00 |
| 345 | CLARK, DUSTY | 5.00 | 0.0 | 67.059 | 5.00 | 0.00 |
| 346 | TRUJILLO, BROOKE | 4.00 | 0.0 | 249.917 | 4.00 | 0.00 |
| 0 | WICKS, ASHLEY | 3.00 | 0.0 | 420.446 | 3.00 | 0.00 |

Event: 14-18 GIRLS BREAKAWAY


| Standing | Contestant | Event Points | Score | Time | All Around Points | Payout |
|----------|----------------------|--------------|-------|---------|-------------------|--------|
| 348 | BERG, MADELYN | 10.00 | 0.0 | 35.400 | 10.00 | 0.00 |
| 349 | HENDRICKS, CHRISTINA | 9.00 | 0.0 | 39.700 | 9.00 | 0.00 |
| 350 | JOHNSON, JAIDEN | 8.00 | 0.0 | 209.870 | 8.00 | 0.00 |
| 351 | PROCESS, OLIVIA | 7.00 | 0.0 | 217.720 | 7.00 | 0.00 |
| 0 | WAGGONER, REESE | 6.00 | 0.0 | 406.380 | 6.00 | 0.00 |
| 0 | TRUJILLO, BROOKE | 0.00 | 0.0 | N/T | 0.00 | 0.00 |
| 0 | WICKS, ASHLEY | 0.00 | 0.0 | N/T | 0.00 | 0.00 |
| 0 | BEHRENDT, KYLIE ANN | 0.00 | 0.0 | N/T | 0.00 | 0.00 |

Event: 14-18 GIRLS GOAT TYING

| Standing | Contestant | Event Points | Score | Time | All Around Points | Payout |
|----------|----------------------|--------------|-------|---------|-------------------|--------|
| 356 | BEHRENDT, KYLIE ANN | 10.00 | 0.0 | 30.700 | 10.00 | 0.00 |
| 357 | PROCESS, OLIVIA | 9.00 | 0.0 | 31.970 | 9.00 | 0.00 |
| 358 | HENDRICKS, CHRISTINA | 8.00 | 0.0 | 37.500 | 8.00 | 0.00 |
| 359 | JOHNSON, JAIDEN | 7.00 | 0.0 | 37.540 | 7.00 | 0.00 |
| 360 | WICKS, ASHLEY | 6.00 | 0.0 | 229.670 | 6.00 | 0.00 |

Event: 14-18 GIRLS POLE

| Standing | Contestant | Event Points | Score | Time | All Around Points | Payout |
|----------|-----------------|--------------|-------|--------|-------------------|--------|
| 361 | PROCESS, OLIVIA | 10.00 | 0.0 | 64.792 | 10.00 | 0.00 |



Listing of Scores by Rodeo

09/07/2022

FALLON JUNIOR

Page 9

Average

(O) = attending 1 day only

(Q) = Qualified

(J) = Jackpot

| | | | | | | |
|-----|---------------------|------|-----|---------|------|------|
| 362 | GOULD, PAIGE | 9.00 | 0.0 | 77.160 | 9.00 | 0.00 |
| 363 | MALLEY, BROOKLYNNE | 8.00 | 0.0 | 248.953 | 8.00 | 0.00 |
| 364 | BEHRENDT, KYLIE ANN | 7.00 | 0.0 | 250.826 | 7.00 | 0.00 |
| 365 | WICKS, ASHLEY | 6.00 | 0.0 | 255.854 | 6.00 | 0.00 |

Event: 14-18 MIXED RIBBON


| Standing | Contestant | Event Points | Score | Time | All Around Points | Payout |
|----------|-------------------------|--------------|-------|---------|-------------------|--------|
| 366 | JEPSON, JACE (1) | 10.00 | 0.0 | 57.540 | 10.00 | 0.00 |
| 367 | WAGGONER, REESE (2) | 10.00 | 0.0 | 57.540 | 10.00 | 0.00 |
| 368 | GUERRA, DAVID (1) | 9.00 | 0.0 | 227.340 | 9.00 | 0.00 |
| 369 | HEELER, TBA (2) | 9.00 | 0.0 | 227.340 | 9.00 | 0.00 |
| 370 | MCKNIGHT, KADE (1) | 8.00 | 0.0 | 227.700 | 8.00 | 0.00 |
| 371 | PROCESS, OLIVIA (2) | 8.00 | 0.0 | 227.700 | 8.00 | 0.00 |
| 372 | HEIN, COLTON (1) | 7.00 | 0.0 | 232.670 | 7.00 | 0.00 |
| 373 | HEELER, TBA (2) | 7.00 | 0.0 | 232.670 | 7.00 | 0.00 |
| 0 | WILLIAMS, NOAH (1) | 0.00 | 0.0 | N/T | 0.00 | 0.00 |
| 0 | NELSON, JACE (1) | 0.00 | 0.0 | N/T | 0.00 | 0.00 |
| 0 | PEEK, JARRETT (1) | 0.00 | 0.0 | N/T | 0.00 | 0.00 |
| 0 | PEEK, WYATT (1) | 0.00 | 0.0 | N/T | 0.00 | 0.00 |
| 0 | BEHRENDT, KYLIE ANN (2) | 0.00 | 0.0 | N/T | 0.00 | 0.00 |
| 0 | HEELER, TBA (2) | 0.00 | 0.0 | N/T | 0.00 | 0.00 |
| 0 | HEELER, TBA (2) | 0.00 | 0.0 | N/T | 0.00 | 0.00 |
| 0 | HEELER, TBA (2) | 0.00 | 0.0 | N/T | 0.00 | 0.00 |

Event: 14-18 TEAM ROPING

| Standing | Contestant | Event Points | Score | Time | All Around Points | Payout |
|----------|-------------------------|--------------|-------|---------|-------------------|--------|
| 382 | PEEK, WYATT (1) | 10.00 | 0.0 | 22.120 | 10.00 | 0.00 |
| 383 | PEEK, JARRETT (2) | 10.00 | 0.0 | 22.120 | 10.00 | 0.00 |
| 384 | JOHNSON, CASEY (1) | 9.00 | 0.0 | 42.270 | 9.00 | 0.00 |
| 385 | WILLIAMS, NOAH (2) | 9.00 | 0.0 | 42.270 | 9.00 | 0.00 |
| 386 | GUERRA, DAVID (1) | 8.00 | 0.0 | 48.360 | 8.00 | 0.00 |
| 387 | HEIN, COLTON (2) | 8.00 | 0.0 | 48.360 | 8.00 | 0.00 |
| 388 | JOHNSON, CASEY (1) | 7.00 | 0.0 | 216.700 | 7.00 | 0.00 |
| 389 | MCKNIGHT, KADE (2) | 7.00 | 0.0 | 216.700 | 7.00 | 0.00 |
| 390 | PEEK, WYATT (1) | 6.00 | 0.0 | 217.130 | 6.00 | 0.00 |
| 391 | WILLIAMS, NOAH (2) | 6.00 | 0.0 | 217.130 | 6.00 | 0.00 |
| 392 | JEPSON, JACE (1) | 5.00 | 0.0 | 225.090 | 5.00 | 0.00 |
| 393 | PEEK, JARRETT (2) | 5.00 | 0.0 | 225.090 | 5.00 | 0.00 |
| 394 | HEADER, TBA (1) | 4.00 | 0.0 | 246.560 | 4.00 | 0.00 |
| 395 | NELSON, JACE (2) | 4.00 | 0.0 | 246.560 | 4.00 | 0.00 |
| 396 | JEPSON, JACE (1) | 3.00 | 0.0 | 248.400 | 3.00 | 0.00 |
| 397 | NELSON, JACE (2) | 3.00 | 0.0 | 248.400 | 3.00 | 0.00 |
| 398 | HEADER, TBA (1) | 2.00 | 0.0 | 251.950 | 2.00 | 0.00 |
| 399 | WAGGONER, REESE (2) | 2.00 | 0.0 | 251.950 | 2.00 | 0.00 |
| 0 | HEIN, COLTON (1) | 1.00 | 0.0 | 406.660 | 1.00 | 0.00 |
| 0 | GUERRA, DAVID (2) | 1.00 | 0.0 | 406.660 | 1.00 | 0.00 |
| 0 | BEHRENDT, KYLIE ANN (1) | 0.00 | 0.0 | N/T | 0.00 | 0.00 |
| 0 | BEHRENDT, KYLIE ANN (1) | 0.00 | 0.0 | N/T | 0.00 | 0.00 |
| 0 | MCKNIGHT, KADE (2) | 0.00 | 0.0 | N/T | 0.00 | 0.00 |
| 0 | WAGGONER, REESE (2) | 0.00 | 0.0 | N/T | 0.00 | 0.00 |

Event: 6-9 BOYS CALF RIDING

| Standing | Contestant | Event Points | Score | Time | All Around Points | Payout |
|----------|----------------|--------------|-------|-------|-------------------|--------|
| 406 | ALLEGRE, HAYES | 10.00 | 140.0 | 0.000 | 10.00 | 0.00 |



Listing of Scores by Rodeo

09/07/2022

FALLON JUNIOR

Page 10

Average

(O) = attending 1 day only

(Q) = Qualified

(J) = Jackpot

| | | | | | | |
|-----|-------------------|------|------|-------|------|------|
| 407 | SNOW, ROSTIN | 9.00 | 62.0 | 0.000 | 9.00 | 0.00 |
| 408 | STARR, STETSON | 3.00 | 4.3 | 0.000 | 3.00 | 0.00 |
| 409 | STARR, WESTON | 0.00 | 12.1 | 0.000 | 0.00 | 0.00 |
| 410 | MACKAY, ASH | 0.00 | 8.7 | 0.000 | 0.00 | 0.00 |
| 411 | MOORE, KESTIN | 0.00 | 6.6 | 0.000 | 0.00 | 0.00 |
| 412 | MACEDO, MYLES | 0.00 | 6.2 | 0.000 | 0.00 | 0.00 |
| 413 | EDGMON, CASEN | 0.00 | 4.7 | 0.000 | 0.00 | 0.00 |
| 414 | WEBER, WINSTON | 0.00 | 4.2 | 0.000 | 0.00 | 0.00 |
| 415 | PERSYN, BENNET | 0.00 | 3.2 | 0.000 | 0.00 | 0.00 |
| 416 | CAPURRO, CADEN | 0.00 | 2.3 | 0.000 | 0.00 | 0.00 |
| 417 | CHEEK, KAMDEN | 0.00 | 1.1 | 0.000 | 0.00 | 0.00 |
| 418 | WILLIAMS, WYATT | 0.00 | 0.7 | 0.000 | 0.00 | 0.00 |
| 419 | WILLIAMS, BRAYDON | 0.00 | 0.3 | 0.000 | 0.00 | 0.00 |
| 420 | ARNDT, TRIPP | 0.00 | 0.0 | 0.000 | 0.00 | 0.00 |
| 421 | WEIK, AXTON | 0.00 | 0.0 | 0.000 | 0.00 | 0.00 |
| 422 | KOCH, AIDAN | 0.00 | 0.0 | 0.000 | 0.00 | 0.00 |

Event: 6-9 BOYS FIGURE 8


| Standing | Contestant | Event Points | Score | Time | All Around Points | Payout |
|----------|----------------|--------------|-------|---------|-------------------|--------|
| 423 | MACEDO, MYLES | 10.00 | 0.0 | 36.980 | 10.00 | 0.00 |
| 424 | ALLEGRE, HAYES | 9.00 | 0.0 | 38.110 | 9.00 | 0.00 |
| 425 | EDGMON, DEEGAN | 8.00 | 0.0 | 38.510 | 8.00 | 0.00 |
| 426 | NICOLL, TANNER | 7.00 | 0.0 | 38.820 | 7.00 | 0.00 |
| 427 | EDGMON, DAMON | 6.00 | 0.0 | 39.910 | 6.00 | 0.00 |
| 428 | EDGMON, CASEN | 5.00 | 0.0 | 40.730 | 5.00 | 0.00 |
| 429 | SNOW, ROSTIN | 4.00 | 0.0 | 43.070 | 4.00 | 0.00 |
| 430 | WEBER, WINSTON | 3.00 | 0.0 | 43.780 | 3.00 | 0.00 |
| 431 | MOORE, KESTIN | 2.00 | 0.0 | 45.230 | 2.00 | 0.00 |
| 432 | LAMBERT, TRENT | 1.00 | 0.0 | 48.580 | 1.00 | 0.00 |
| 0 | ARNDT, TRIPP | 0.00 | 0.0 | 412.810 | 0.00 | 0.00 |
| 0 | KOCH, AIDAN | 0.00 | 0.0 | N/T | 0.00 | 0.00 |

Event: 6-9 BOYS GOAT TYING

| Standing | Contestant | Event Points | Score | Time | All Around Points | Payout |
|----------|------------------|--------------|-------|---------|-------------------|--------|
| 435 | ARNDT, TRIPP | 10.00 | 0.0 | 45.050 | 10.00 | 0.00 |
| 436 | ALLEGRE, HAYES | 9.00 | 0.0 | 53.560 | 9.00 | 0.00 |
| 437 | EDGMON, DAMON | 8.00 | 0.0 | 53.700 | 8.00 | 0.00 |
| 438 | EDGMON, DEEGAN | 7.00 | 0.0 | 67.780 | 7.00 | 0.00 |
| 439 | NICOLL, TANNER | 6.00 | 0.0 | 246.210 | 6.00 | 0.00 |
| 0 | LAMBERT, TRENT | 5.00 | 0.0 | 425.430 | 5.00 | 0.00 |
| 0 | MACEDO, MYLES | 0.00 | 0.0 | N/T | 0.00 | 0.00 |
| 0 | MACOMBER, WAYLON | 0.00 | 0.0 | N/T | 0.00 | 0.00 |
| 0 | WEBER, WINSTON | 0.00 | 0.0 | N/T | 0.00 | 0.00 |
| 0 | KOCH, AIDAN | 0.00 | 0.0 | N/T | 0.00 | 0.00 |

Event: 6-9 BOYS RUN RIDE LEAD

| Standing | Contestant | Event Points | Score | Time | All Around Points | Payout |
|----------|----------------|--------------|-------|--------|-------------------|--------|
| 445 | ALLEGRE, HAYES | 10.00 | 0.0 | 44.960 | 10.00 | 0.00 |
| 446 | SNOW, ROSTIN | 9.00 | 0.0 | 48.310 | 9.00 | 0.00 |
| 447 | EDGMON, CASEN | 8.00 | 0.0 | 53.860 | 8.00 | 0.00 |
| 448 | EDGMON, DEEGAN | 7.00 | 0.0 | 54.420 | 7.00 | 0.00 |
| 449 | ARNDT, TRIPP | 6.00 | 0.0 | 58.380 | 6.00 | 0.00 |
| 450 | MOORE, KESTIN | 5.00 | 0.0 | 60.370 | 5.00 | 0.00 |
| 451 | MACEDO, MYLES | 4.00 | 0.0 | 61.510 | 4.00 | 0.00 |



Listing of Scores by Rodeo

09/07/2022

FALLON JUNIOR

Page 11

Average

(O) = attending 1 day only

(Q) = Qualified

(J) = Jackpot

| | | | | | | |
|-----|------------------|------|-----|---------|------|------|
| 452 | MACOMBER, WAYLON | 3.00 | 0.0 | 70.180 | 3.00 | 0.00 |
| 453 | EDGMON, DAMON | 2.00 | 0.0 | 230.090 | 2.00 | 0.00 |
| 454 | LAMBERT, TRENT | 1.00 | 0.0 | 243.940 | 1.00 | 0.00 |
| 455 | WEBER, WINSTON | 0.00 | 0.0 | 254.560 | 0.00 | 0.00 |
| 0 | STARR, WESTON | 0.00 | 0.0 | 416.380 | 0.00 | 0.00 |
| 0 | KOCH, AIDAN | 0.00 | 0.0 | N/T | 0.00 | 0.00 |

Event: 6-9 BOYS SACK ROPING

| Standing | Contestant | Event Points | Score | Time | All Around Points | Payout |
|----------|------------------|--------------|-------|---------|-------------------|--------|
| 458 | ALLEGRE, HAYES | 10.00 | 0.0 | 63.680 | 10.00 | 0.00 |
| 459 | EDGMON, DEEGAN | 9.00 | 0.0 | 236.670 | 9.00 | 0.00 |
| 460 | EDGMON, DAMON | 8.00 | 0.0 | 244.260 | 8.00 | 0.00 |
| 461 | YOUNG, PRESTON | 7.00 | 0.0 | 267.890 | 7.00 | 0.00 |
| 462 | MACEDO, MYLES | 6.00 | 0.0 | 274.530 | 6.00 | 0.00 |
| 0 | NICOLL, TANNER | 5.00 | 0.0 | 427.020 | 5.00 | 0.00 |
| 0 | ARNDT, TRIPP | 4.00 | 0.0 | 464.230 | 4.00 | 0.00 |
| 0 | EDGMON, CASEN | 0.00 | 0.0 | N/T | 0.00 | 0.00 |
| 0 | MACOMBER, WAYLON | 0.00 | 0.0 | N/T | 0.00 | 0.00 |
| 0 | SNOW, ROSTIN | 0.00 | 0.0 | N/T | 0.00 | 0.00 |
| 0 | WEBER, WINSTON | 0.00 | 0.0 | N/T | 0.00 | 0.00 |
| 0 | KOCH, AIDAN | 0.00 | 0.0 | N/T | 0.00 | 0.00 |

Event: 6-9 BOYS STEER DAUBING


| Standing | Contestant | Event Points | Score | Time | All Around Points | Payout |
|----------|------------------|--------------|-------|---------|-------------------|--------|
| 470 | EDGMON, DAMON | 10.00 | 0.0 | 10.330 | 10.00 | 0.00 |
| 471 | ARNDT, TRIPP | 9.00 | 0.0 | 25.780 | 9.00 | 0.00 |
| 472 | NICOLL, TANNER | 8.00 | 0.0 | 27.670 | 8.00 | 0.00 |
| 473 | ALLEGRE, HAYES | 7.00 | 0.0 | 27.970 | 7.00 | 0.00 |
| 474 | YOUNG, PRESTON | 6.00 | 0.0 | 37.670 | 6.00 | 0.00 |
| 475 | EDGMON, CASEN | 5.00 | 0.0 | 48.130 | 5.00 | 0.00 |
| 476 | EDGMON, DEEGAN | 4.00 | 0.0 | 56.870 | 4.00 | 0.00 |
| 477 | MACEDO, MYLES | 3.00 | 0.0 | 231.290 | 3.00 | 0.00 |
| 0 | MACOMBER, WAYLON | 0.00 | 0.0 | N/T | 0.00 | 0.00 |
| 0 | MOORE, KESTIN | 0.00 | 0.0 | N/T | 0.00 | 0.00 |
| 0 | SNOW, ROSTIN | 0.00 | 0.0 | N/T | 0.00 | 0.00 |
| 0 | KOCH, AIDAN | 0.00 | 0.0 | N/T | 0.00 | 0.00 |

Event: 6-9 BOYS TEAM ROPING

| Standing | Contestant | Event Points | Score | Time | All Around Points | Payout |
|----------|----------------|--------------|-------|---------|-------------------|--------|
| 482 | EDGMON, DAMON | 10.00 | 0.0 | 28.710 | 10.00 | 0.00 |
| 483 | NICOLL, TANNER | 9.00 | 0.0 | 51.870 | 9.00 | 0.00 |
| 484 | SNOW, ROSTIN | 8.00 | 0.0 | 52.350 | 8.00 | 0.00 |
| 485 | MACEDO, MYLES | 7.00 | 0.0 | 79.540 | 7.00 | 0.00 |
| 486 | EDGMON, CASEN | 6.00 | 0.0 | 85.060 | 6.00 | 0.00 |
| 487 | EDGMON, DEEGAN | 5.00 | 0.0 | 219.700 | 5.00 | 0.00 |
| 488 | YOUNG, PRESTON | 4.00 | 0.0 | 251.740 | 4.00 | 0.00 |
| 489 | ALLEGRE, HAYES | 3.00 | 0.0 | 266.100 | 3.00 | 0.00 |
| 0 | ARNDT, TRIPP | 2.00 | 0.0 | 426.300 | 2.00 | 0.00 |
| 0 | MOORE, KESTIN | 1.00 | 0.0 | 432.230 | 1.00 | 0.00 |
| 0 | PERSYN, BENNET | 0.00 | 0.0 | 432.500 | 0.00 | 0.00 |
| 0 | KOCH, AIDAN | 0.00 | 0.0 | N/T | 0.00 | 0.00 |

Event: 6-9 GIRLS BARREL RACING

| Standing | Contestant | Event Points | Score | Time | All Around Points | Payout |
|----------|-------------|--------------|-------|--------|-------------------|--------|
| 494 | HEIN, KYLIE | 10.00 | 0.0 | 54.715 | 10.00 | 0.00 |



Listing of Scores by Rodeo

09/07/2022

FALLON JUNIOR

Page 12

Average

(O) = attending 1 day only


(Q) = Qualified

(J) = Jackpot

| | | | | | | |
|-----|---------------------|------|-----|---------|------|------|
| 495 | YOUNG, PAITYN | 9.00 | 0.0 | 58.364 | 9.00 | 0.00 |
| 496 | MILLS, MAKENZIE | 8.00 | 0.0 | 58.521 | 8.00 | 0.00 |
| 497 | LEE, STELLA | 7.00 | 0.0 | 59.504 | 7.00 | 0.00 |
| 498 | ELMORE, NORA | 6.00 | 0.0 | 59.552 | 6.00 | 0.00 |
| 499 | DORNAN, PAISLEY | 5.00 | 0.0 | 63.530 | 5.00 | 0.00 |
| 500 | ALLEGRE, ADDISON | 4.00 | 0.0 | 66.279 | 4.00 | 0.00 |
| 501 | BOGDANOWICZ, MACADY | 3.00 | 0.0 | 67.676 | 3.00 | 0.00 |
| 502 | HIIBEL, HAILEY | 2.00 | 0.0 | 68.918 | 2.00 | 0.00 |
| 503 | TORVIK, PAYDYN | 1.00 | 0.0 | 74.903 | 1.00 | 0.00 |
| 504 | O'BRIEN, DAKOTA | 0.00 | 0.0 | 249.795 | 0.00 | 0.00 |
| 505 | PORTMAN, PAISLEY | 0.00 | 0.0 | 253.462 | 0.00 | 0.00 |
| 506 | WEBER, WAYLYNN | 0.00 | 0.0 | 254.660 | 0.00 | 0.00 |
| 507 | MCDONALD, MADALYNN | 0.00 | 0.0 | 254.919 | 0.00 | 0.00 |
| 508 | EASTMAN, ADELYNN | 0.00 | 0.0 | 257.383 | 0.00 | 0.00 |
| 509 | TENNEY, LOU | 0.00 | 0.0 | 258.895 | 0.00 | 0.00 |
| 510 | PORTMAN, BAILEY | 0.00 | 0.0 | 260.662 | 0.00 | 0.00 |
| 511 | UTTER, WHITLY | 0.00 | 0.0 | 260.999 | 0.00 | 0.00 |
| 512 | MALLEY, PENELOPE | 0.00 | 0.0 | 265.833 | 0.00 | 0.00 |
| 513 | BUTTERBREDT, KINLEE | 0.00 | 0.0 | 268.478 | 0.00 | 0.00 |
| 514 | ELMORE, EMMA | 0.00 | 0.0 | 271.622 | 0.00 | 0.00 |
| 515 | COLLINS, KINLEY | 0.00 | 0.0 | 287.987 | 0.00 | 0.00 |
| 0 | HOUSTON, CARLEE | 0.00 | 0.0 | 300.233 | 0.00 | 0.00 |
| 0 | COLLINS, MACIE | 0.00 | 0.0 | 424.313 | 0.00 | 0.00 |
| 0 | HOUSTON, ELLEE | 0.00 | 0.0 | 433.796 | 0.00 | 0.00 |
| 0 | JOY, GRACIE | 0.00 | 0.0 | N/T | 0.00 | 0.00 |
| 0 | KENT, CHLOE | 0.00 | 0.0 | N/T | 0.00 | 0.00 |

Event: 6-9 GIRLS FIGURE 8

| Standing | Contestant | Event Points | Score | Time | All Around Points | Payout |
|----------|---------------------|--------------|-------|---------|-------------------|--------|
| 521 | COLLINS, MACIE | 10.00 | 0.0 | 21.780 | 10.00 | 0.00 |
| 522 | MILLS, MAKENZIE | 9.00 | 0.0 | 22.240 | 9.00 | 0.00 |
| 523 | HEIN, KYLIE | 8.00 | 0.0 | 22.410 | 8.00 | 0.00 |
| 524 | YOUNG, PAITYN | 7.00 | 0.0 | 23.330 | 7.00 | 0.00 |
| 525 | ELMORE, NORA | 6.00 | 0.0 | 24.090 | 6.00 | 0.00 |
| 526 | HIIBEL, HAILEY | 5.00 | 0.0 | 24.170 | 5.00 | 0.00 |
| 527 | ALLEGRE, ADDISON | 4.00 | 0.0 | 24.550 | 4.00 | 0.00 |
| 528 | O'BRIEN, DAKOTA | 3.00 | 0.0 | 25.350 | 3.00 | 0.00 |
| 529 | LEE, STELLA | 2.00 | 0.0 | 27.430 | 2.00 | 0.00 |
| 530 | DORNAN, PAISLEY | 1.00 | 0.0 | 215.600 | 1.00 | 0.00 |
| 531 | BOGDANOWICZ, MACADY | 0.00 | 0.0 | 217.610 | 0.00 | 0.00 |
| 532 | TENNEY, LOU | 0.00 | 0.0 | 218.830 | 0.00 | 0.00 |
| 533 | PORTMAN, BAILEY | 0.00 | 0.0 | 220.890 | 0.00 | 0.00 |
| 534 | PORTMAN, PAISLEY | 0.00 | 0.0 | 221.110 | 0.00 | 0.00 |
| 535 | BUTTERBREDT, KINLEE | 0.00 | 0.0 | 221.600 | 0.00 | 0.00 |
| 536 | ELMORE, EMMA | 0.00 | 0.0 | 223.040 | 0.00 | 0.00 |
| 537 | HOUSTON, ELLEE | 0.00 | 0.0 | 224.560 | 0.00 | 0.00 |
| 538 | COLLINS, KINLEY | 0.00 | 0.0 | 228.420 | 0.00 | 0.00 |
| 539 | EASTMAN, ADELYNN | 0.00 | 0.0 | 229.090 | 0.00 | 0.00 |
| 0 | UTTER, WHITLY | 0.00 | 0.0 | 411.630 | 0.00 | 0.00 |
| 0 | TORVIK, PAYDYN | 0.00 | 0.0 | 412.480 | 0.00 | 0.00 |
| 0 | MALLEY, PENELOPE | 0.00 | 0.0 | 412.850 | 0.00 | 0.00 |
| 0 | MCDONALD, MADALYNN | 0.00 | 0.0 | 413.060 | 0.00 | 0.00 |
| 0 | WEBER, WAYLYNN | 0.00 | 0.0 | 413.800 | 0.00 | 0.00 |



Listing of Scores by Rodeo

09/07/2022

FALLON JUNIOR

Page 13

Average

(O) = attending 1 day only

(Q) = Qualified

(J) = Jackpot


0 KENT, CHLOE 0.00 0.0 N/T 0.00 0.00

Event: 6-9 GIRLS GOAT TYING

| Standing | Contestant | Event Points | Score | Time | All Around Points | Payout |
|----------|---------------------|--------------|-------|---------|-------------------|--------|
| 546 | COLLINS, MACIE | 10.00 | 0.0 | 46.250 | 10.00 | 0.00 |
| 547 | ALLEGRE, ADDISON | 9.00 | 0.0 | 49.670 | 9.00 | 0.00 |
| 548 | LEE, STELLA | 8.00 | 0.0 | 52.130 | 8.00 | 0.00 |
| 549 | HEIN, KYLIE | 7.00 | 0.0 | 54.690 | 7.00 | 0.00 |
| 550 | DORNAN, PAISLEY | 6.00 | 0.0 | 61.360 | 6.00 | 0.00 |
| 551 | BOGDANOWICZ, MACADY | 5.00 | 0.0 | 69.820 | 5.00 | 0.00 |
| 552 | TENNEY, LOU | 4.00 | 0.0 | 243.190 | 4.00 | 0.00 |
| 553 | YOUNG, PAITYN | 3.00 | 0.0 | 244.880 | 3.00 | 0.00 |
| 554 | TORVIK, PAYDYN | 2.00 | 0.0 | 247.310 | 2.00 | 0.00 |
| 555 | MCDONALD, MADALYNN | 1.00 | 0.0 | 255.290 | 1.00 | 0.00 |
| 0 | PORTMAN, BAILEY | 0.00 | 0.0 | 429.140 | 0.00 | 0.00 |
| 0 | MILLS, MAKENZIE | 0.00 | 0.0 | 429.440 | 0.00 | 0.00 |
| 0 | ELMORE, NORA | 0.00 | 0.0 | 429.920 | 0.00 | 0.00 |
| 0 | O'BRIEN, DAKOTA | 0.00 | 0.0 | N/T | 0.00 | 0.00 |
| 0 | ELMORE, EMMA | 0.00 | 0.0 | N/T | 0.00 | 0.00 |
| 0 | PORTMAN, PAISLEY | 0.00 | 0.0 | N/T | 0.00 | 0.00 |
| 0 | HIIBEL, HAILEY | 0.00 | 0.0 | N/T | 0.00 | 0.00 |
| 0 | COLLINS, KINLEY | 0.00 | 0.0 | N/T | 0.00 | 0.00 |
| 0 | HOUSTON, ELLEE | 0.00 | 0.0 | N/T | 0.00 | 0.00 |
| 0 | KENT, CHLOE | 0.00 | 0.0 | N/T | 0.00 | 0.00 |
| 0 | WEBER, WAYLYNN | 0.00 | 0.0 | N/T | 0.00 | 0.00 |

Event: 6-9 GIRLS POLE BENDING

| Standing | Contestant | Event Points | Score | Time | All Around Points | Payout |
|----------|---------------------|--------------|-------|---------|-------------------|--------|
| 567 | MILLS, MAKENZIE | 10.00 | 0.0 | 67.929 | 10.00 | 0.00 |
| 568 | LEE, STELLA | 9.00 | 0.0 | 71.142 | 9.00 | 0.00 |
| 569 | YOUNG, PAITYN | 8.00 | 0.0 | 74.837 | 8.00 | 0.00 |
| 570 | DORNAN, PAISLEY | 7.00 | 0.0 | 85.846 | 7.00 | 0.00 |
| 571 | ELMORE, NORA | 6.00 | 0.0 | 85.906 | 6.00 | 0.00 |
| 572 | HIIBEL, HAILEY | 5.00 | 0.0 | 86.011 | 5.00 | 0.00 |
| 573 | BOGDANOWICZ, MACADY | 4.00 | 0.0 | 91.419 | 4.00 | 0.00 |
| 574 | PORTMAN, PAISLEY | 3.00 | 0.0 | 108.282 | 3.00 | 0.00 |
| 575 | WEBER, WAYLYNN | 2.00 | 0.0 | 113.667 | 2.00 | 0.00 |
| 576 | ALLEGRE, ADDISON | 1.00 | 0.0 | 262.884 | 1.00 | 0.00 |
| 577 | PORTMAN, BAILEY | 0.00 | 0.0 | 275.232 | 0.00 | 0.00 |
| 578 | BUTTERBREDT, KINLEE | 0.00 | 0.0 | 278.867 | 0.00 | 0.00 |
| 579 | MCDONALD, MADALYNN | 0.00 | 0.0 | 287.600 | 0.00 | 0.00 |
| 580 | ELMORE, EMMA | 0.00 | 0.0 | 288.971 | 0.00 | 0.00 |
| 581 | MALLEY, PENELOPE | 0.00 | 0.0 | 289.178 | 0.00 | 0.00 |
| 582 | HOUSTON, ELLEE | 0.00 | 0.0 | 293.747 | 0.00 | 0.00 |
| 0 | HEIN, KYLIE | 0.00 | 0.0 | 424.728 | 0.00 | 0.00 |
| 0 | COLLINS, MACIE | 0.00 | 0.0 | 428.659 | 0.00 | 0.00 |
| 0 | TENNEY, LOU | 0.00 | 0.0 | 434.673 | 0.00 | 0.00 |
| 0 | O'BRIEN, DAKOTA | 0.00 | 0.0 | 435.610 | 0.00 | 0.00 |
| 0 | UTTER, WHITLY | 0.00 | 0.0 | 437.099 | 0.00 | 0.00 |
| 0 | TORVIK, PAYDYN | 0.00 | 0.0 | 438.390 | 0.00 | 0.00 |
| 0 | EASTMAN, ADELYNN | 0.00 | 0.0 | 438.662 | 0.00 | 0.00 |
| 0 | COLLINS, KINLEY | 0.00 | 0.0 | 446.834 | 0.00 | 0.00 |
| 0 | KENT, CHLOE | 0.00 | 0.0 | N/T | 0.00 | 0.00 |



Listing of Scores by Rodeo

09/07/2022

FALLON JUNIOR

Page 14

Average

(O) = attending 1 day only

(Q) = Qualified

(J) = Jackpot

Event: 6-9 GIRLS RUN LEAD LINE


| Standing | Contestant | Event Points | Score | Time | All Around Points | Payout |
|----------|---------------------|--------------|-------|---------|-------------------|--------|
| 592 | ALLEGRE, ADDISON | 10.00 | 0.0 | 47.610 | 10.00 | 0.00 |
| 593 | YOUNG, PAITYN | 9.00 | 0.0 | 47.880 | 9.00 | 0.00 |
| 594 | LEE, STELLA | 8.00 | 0.0 | 48.370 | 8.00 | 0.00 |
| 595 | COLLINS, MACIE | 7.00 | 0.0 | 55.500 | 7.00 | 0.00 |
| 596 | BOGDANOWICZ, MACADY | 6.00 | 0.0 | 57.560 | 6.00 | 0.00 |
| 597 | TENNEY, LOU | 5.00 | 0.0 | 61.400 | 5.00 | 0.00 |
| 598 | PORTMAN, BAILEY | 4.00 | 0.0 | 62.550 | 4.00 | 0.00 |
| 599 | MILLS, MAKENZIE | 3.00 | 0.0 | 67.250 | 3.00 | 0.00 |
| 600 | HIIBEL, HAILEY | 2.00 | 0.0 | 238.030 | 2.00 | 0.00 |
| 601 | MCDONALD, MADALYNN | 1.00 | 0.0 | 240.200 | 1.00 | 0.00 |
| 602 | TORVIK, PAYDYN | 0.00 | 0.0 | 243.900 | 0.00 | 0.00 |
| 603 | DORNAN, PAISLEY | 0.00 | 0.0 | 244.890 | 0.00 | 0.00 |
| 604 | ELMORE, NORA | 0.00 | 0.0 | 244.990 | 0.00 | 0.00 |
| 605 | PORTMAN, PAISLEY | 0.00 | 0.0 | 250.750 | 0.00 | 0.00 |
| 606 | HOUSTON, ELLEE | 0.00 | 0.0 | 251.130 | 0.00 | 0.00 |
| 607 | BUTTERBREDT, KINLEE | 0.00 | 0.0 | 251.930 | 0.00 | 0.00 |
| 608 | ELMORE, EMMA | 0.00 | 0.0 | 255.900 | 0.00 | 0.00 |
| 609 | COLLINS, KINLEY | 0.00 | 0.0 | 260.920 | 0.00 | 0.00 |
| 610 | UTTER, WHITLY | 0.00 | 0.0 | 277.470 | 0.00 | 0.00 |
| 0 | O'BRIEN, DAKOTA | 0.00 | 0.0 | 418.200 | 0.00 | 0.00 |
| 0 | WEBER, WAYLYNN | 0.00 | 0.0 | 423.970 | 0.00 | 0.00 |
| 0 | HEIN, KYLIE | 0.00 | 0.0 | 435.800 | 0.00 | 0.00 |
| 0 | KENT, CHLOE | 0.00 | 0.0 | N/T | 0.00 | 0.00 |

Event: 6-9 GIRLS STEER DAUBING

| Standing | Contestant | Event Points | Score | Time | All Around Points | Payout |
|----------|---------------------|--------------|-------|---------|-------------------|--------|
| 615 | COLLINS, MACIE | 10.00 | 0.0 | 7.770 | 10.00 | 0.00 |
| 616 | MILLS, MAKENZIE | 9.00 | 0.0 | 14.390 | 9.00 | 0.00 |
| 617 | ALLEGRE, ADDISON | 8.00 | 0.0 | 19.050 | 8.00 | 0.00 |
| 618 | LEE, STELLA | 7.00 | 0.0 | 22.830 | 7.00 | 0.00 |
| 619 | YOUNG, PAITYN | 6.00 | 0.0 | 25.400 | 6.00 | 0.00 |
| 620 | DORNAN, PAISLEY | 5.00 | 0.0 | 25.780 | 5.00 | 0.00 |
| 621 | HEIN, KYLIE | 4.00 | 0.0 | 30.410 | 4.00 | 0.00 |
| 622 | MCDONALD, MADALYNN | 3.00 | 0.0 | 30.520 | 3.00 | 0.00 |
| 623 | BOGDANOWICZ, MACADY | 2.00 | 0.0 | 218.740 | 2.00 | 0.00 |
| 624 | HIIBEL, HAILEY | 1.00 | 0.0 | 223.140 | 1.00 | 0.00 |
| 625 | EASTMAN, ADELYNN | 0.00 | 0.0 | 243.780 | 0.00 | 0.00 |
| 0 | PORTMAN, PAISLEY | 0.00 | 0.0 | 407.360 | 0.00 | 0.00 |
| 0 | TORVIK, PAYDYN | 0.00 | 0.0 | 412.510 | 0.00 | 0.00 |
| 0 | PORTMAN, BAILEY | 0.00 | 0.0 | N/T | 0.00 | 0.00 |
| 0 | KENT, CHLOE | 0.00 | 0.0 | N/T | 0.00 | 0.00 |

Event: 6-9 GIRLS TEAM ROPING

| Standing | Contestant | Event Points | Score | Time | All Around Points | Payout |
|----------|------------------|--------------|-------|---------|-------------------|--------|
| 630 | HIIBEL, HAILEY | 10.00 | 0.0 | 30.510 | 10.00 | 0.00 |
| 631 | MILLS, MAKENZIE | 9.00 | 0.0 | 42.490 | 9.00 | 0.00 |
| 632 | ALLEGRE, ADDISON | 8.00 | 0.0 | 56.440 | 8.00 | 0.00 |
| 633 | PORTMAN, PAISLEY | 7.00 | 0.0 | 79.250 | 7.00 | 0.00 |
| 634 | LEE, STELLA | 6.00 | 0.0 | 120.060 | 6.00 | 0.00 |
| 635 | PORTMAN, BAILEY | 5.00 | 0.0 | 228.320 | 5.00 | 0.00 |
| 636 | HEIN, KYLIE | 4.00 | 0.0 | 230.720 | 4.00 | 0.00 |



Listing of Scores by Rodeo

09/07/2022

FALLON JUNIOR

Page 15

Average

(O) = attending 1 day only

(Q) = Qualified

(J) = Jackpot

| | | | | | | |
|-----|----------------|------|-----|---------|------|------|
| 637 | TORVIK, PAYDYN | 3.00 | 0.0 | 246.800 | 3.00 | 0.00 |
| 638 | YOUNG, PAITYN | 2.00 | 0.0 | 262.700 | 2.00 | 0.00 |
| 639 | COLLINS, MACIE | 1.00 | 0.0 | 270.270 | 1.00 | 0.00 |
| 0 | TENNEY, LOU | 0.00 | 0.0 | 439.280 | 0.00 | 0.00 |
| 0 | UTTER, WHITLY | 0.00 | 0.0 | N/T | 0.00 | 0.00 |

Event: **QUEEN CONTEST**

| Standing | Contestant | Event Points | Score | Time | All Around Points | Payout |
|----------|---------------------|--------------|-------|-------|-------------------|--------|
| 642 | LEE, STELLA | 0.00 | 0.0 | 0.000 | 0.00 | 0.00 |
| 643 | MILLS, MAKENZIE | 0.00 | 0.0 | 0.000 | 0.00 | 0.00 |
| 644 | DORNAN, PAISLEY | 0.00 | 0.0 | 0.000 | 0.00 | 0.00 |
| 645 | STONE, TURQUOISE | 0.00 | 0.0 | 0.000 | 0.00 | 0.00 |
| 646 | KENT, CHLOE | 0.00 | 0.0 | 0.000 | 0.00 | 0.00 |
| 647 | STARR, PAYSLEE | 0.00 | 0.0 | 0.000 | 0.00 | 0.00 |
| 648 | ALLEGRE, ADDISON | 0.00 | 0.0 | 0.000 | 0.00 | 0.00 |
| 649 | BOGDANOWICZ, MACADY | 0.00 | 0.0 | 0.000 | 0.00 | 0.00 |
| 650 | MUSACHIA, MAE | (N/M) | 0.00 | 0.000 | 0.00 | 0.00 |